

STEP 2-1 メイン画面説明1 ... 練習モード

The screenshot shows the Trackman Shot Analysis interface. At the top, there are navigation tabs: PRACTICE (circled in orange), COURSES, GAMES, and MORE. Below this is the main heading "SHOT ANALYSIS" and a sub-heading "Actionable data at your fingertips. Every time you hit a shot you receive key information in real time. Select a view that fits your needs, from easy-to-understand numbers over video recordings to a 3D view of the ball flight." A large orange arc represents a golf shot's trajectory, with data points: Height 109", Spin Rate 2679 rpm, Launch Angle 9.4 deg, and Carry 302.5 yds. Below the main heading is a green "START" button. A secondary navigation bar includes RANGE (circled in orange), PUTTING, and VIRTUAL. Below this are four view options: SHOT ANALYSIS (circled in orange), TEST CENTER, TRACKMAN COMBINE, and SHOT HISTORY. The bottom of the screen features a "Sign in" link, the "TRACKMAN" logo, and the user name "Akira Mimura" with a menu icon.

プラクティスモード

PRACTICE COURSES GAMES MORE

SHOT ANALYSIS

Actionable data at your fingertips. Every time you hit a shot you receive key information in real time. Select a view that fits your needs, from easy-to-understand numbers over video recordings to a 3D view of the ball flight.

START

練習用バーチャルゴルフ

パッティング計測

テストセンター

コンバインテスト

データ履歴はこちらから

ショット計測

SHOT ANALYSIS TEST CENTER TRACKMAN COMBINE SHOT HISTORY

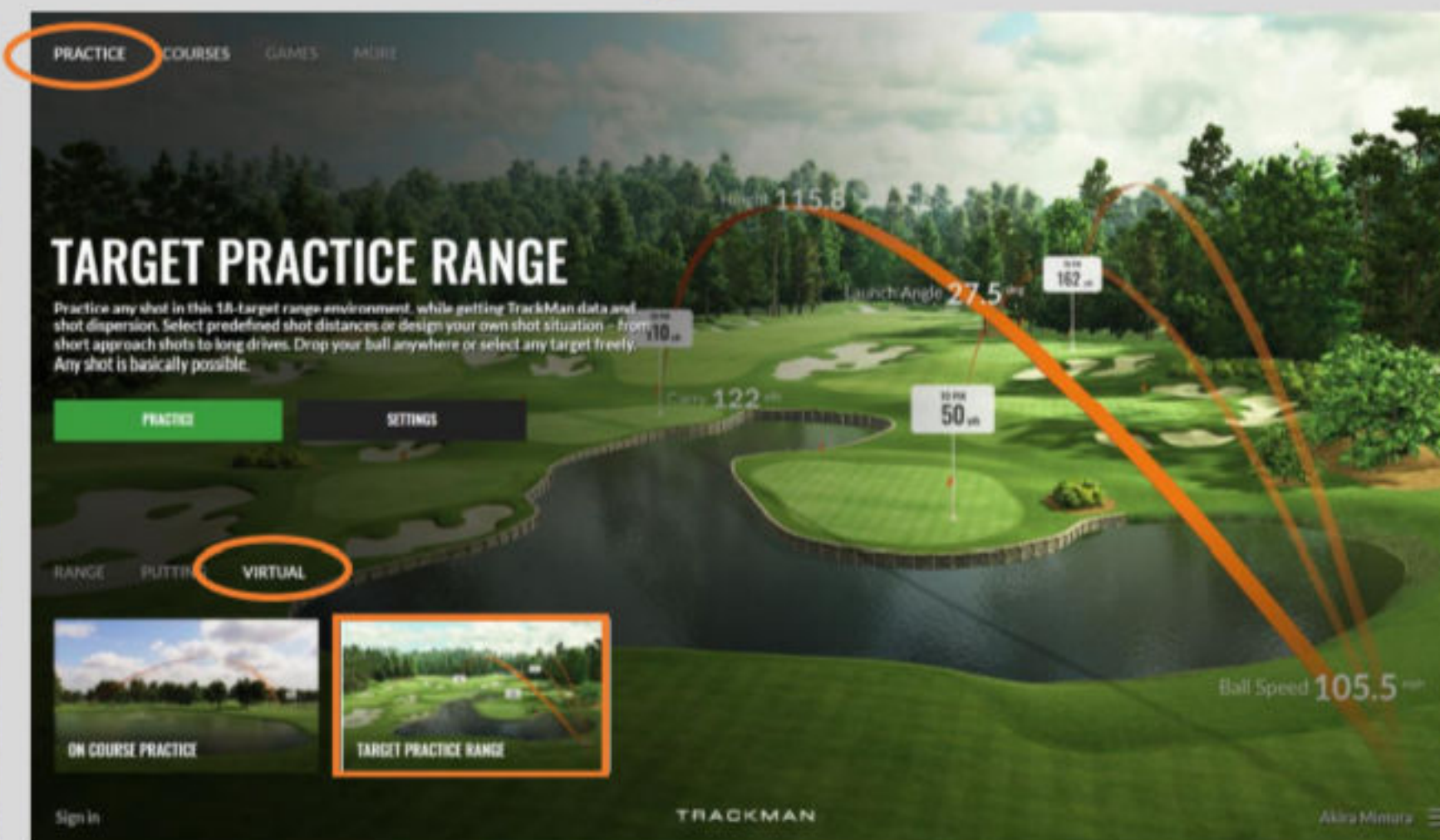
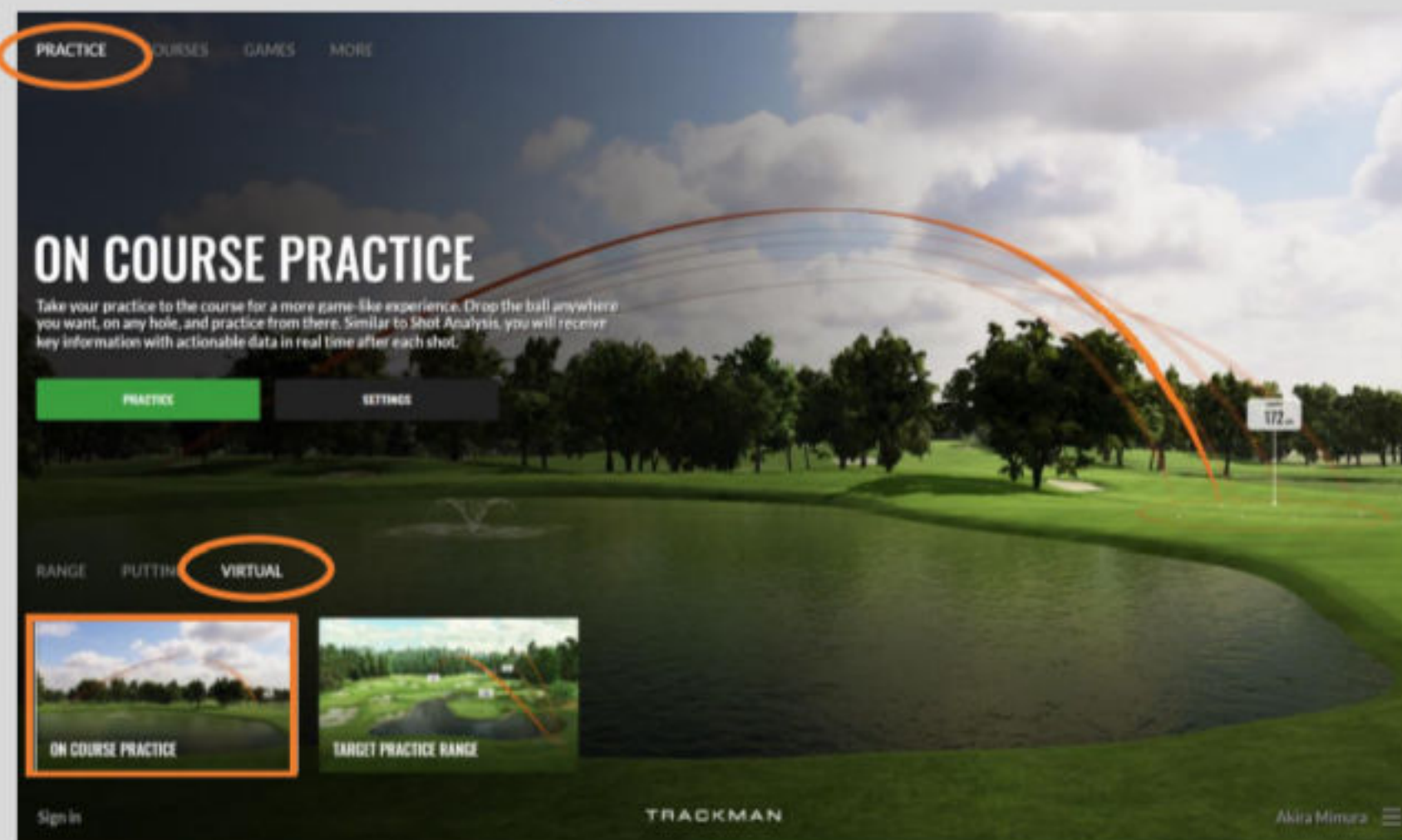
各種設定 Step6へ

Sign in TRACKMAN Akira Mimura

STEP 2-1 メイン画面説明2 ... 練習モード(バーチャルゴルフ)

有名コースを含め、登録されているコースで練習!

架空のドライビングレンジで様々な距離を練習!



Click to add text

STEP 2-3 メイン画面説明3 ... バーチャルゴルフ(ラウンド)

バーチャルゴルフは
こちらから

The screenshot displays the main interface for selecting a virtual golf course. At the top, there are navigation tabs: PRACTICE, COURSES (highlighted with an orange circle), GAMES, and MORE. Below the navigation is a large background image of a golf course with Mount Fuji in the distance. The main heading is "GOTEMBA, JAPAN - PAR 72 - 6539 YDS ELEVATION: 656 YDS" followed by "TAIHEIYO CLUB GOTEMBA COURSE" in large white text. A descriptive paragraph follows: "Featuring majestic views of Mount Fuji just west of Tokyo, Japan, the hillside course Gotemba is the flagship of the Taiheiyo Club family. Selected as the No.1 course in Japan by the country's leading golf magazine it's no surprise that Gotemba is host to a range of international professional tournaments, including the World Golf Championships." Below this is an orange "SELECT COURSE" button. To the left of the button are three callouts: a blue one for "最近追加されたコース" (Recently added course), an orange one for "18ホール本コース" (18-hole main course), and a yellow one for "PAR3コース" (PAR3 course). Below the callouts are three filter buttons: "FEATURED", "FULL", and "PAR 3". On the right side of the main image, there is a weather/time control interface with a sun icon and a moon icon, accompanied by a yellow callout: "昼間と夕暮れ、お好きな景色を選択" (Choose your favorite scenery between day and sunset). At the bottom, there is a horizontal carousel of course thumbnails. The first is "SUTTON BAY" (South Dakota, US | Difficulty: ●●●●○). The second is "SWEETENS COVE GC" (Tennessee, US | Difficulty: ●●●●○). The third is "TAIHEIYO CLUB GOTEMBA COURSE" (Gotemba, Japan | Difficulty: ●●●●○) and is highlighted with a white border. The fourth is "THE GROVE" (Northumbria, UK | Difficulty: ●●●●○). The fifth is "TIMBERLINE GOLF CLUB" (Alabama, USA | Difficulty: ●●●●○). At the bottom left is a "Sign in" link. In the center is the "TRACKMAN" logo. At the bottom right is the user name "Akira Mimura" and a menu icon.

昼間と夕暮れ、
お好きな景色を選択

STEP 2-4 メイン画面設定4 ... ゲームモード

ゲームモード!

The screenshot shows the TrackMan main menu with a golf course background. At the top, there are navigation tabs: PRACTICE, COURSES, GAMES (highlighted with an orange circle), and MORE. Below the tabs, the title "CAPTURE THE FLAG" is displayed in large white letters, followed by a subtitle: "Challenge your friends to a game of skill and strategy. Hit it closer than your opponent to capture as many flags as you can." An orange "SELECT" button is positioned below the subtitle. In the bottom left corner, there is a "Sign in" link. In the bottom center, the "TRACKMAN" logo is visible. In the bottom right corner, the name "Akira Mimura" is displayed next to a hamburger menu icon. Three callout boxes with Japanese text are overlaid on the screen: an orange one pointing to the "GAMES" tab, a yellow one pointing to the "CAPTURE THE FLAG" game card, and a white one pointing to the "HIT IT!" game card. The "CAPTURE THE FLAG" card features a white ball and two flags (blue and orange) on a green, with the text "CAPTURE THE FLAG" below it. The "HIT IT!" card shows a white ball on a green with a red trajectory line, and the text "HIT IT!" below it. The "ニアピンゲーム" card shows a white ball on a green with a red flag, and the text "CLOSEST TO THE PIN" below it.

PRACTICE COURSES **GAMES** MORE

CAPTURE THE FLAG

Challenge your friends to a game of skill and strategy. Hit it closer than your opponent to capture as many flags as you can.

SELECT

GAMES

ニアピンゲーム

ドラゴンゲーム

グリーン取りゲーム

CLOSEST TO THE PIN

HIT IT!

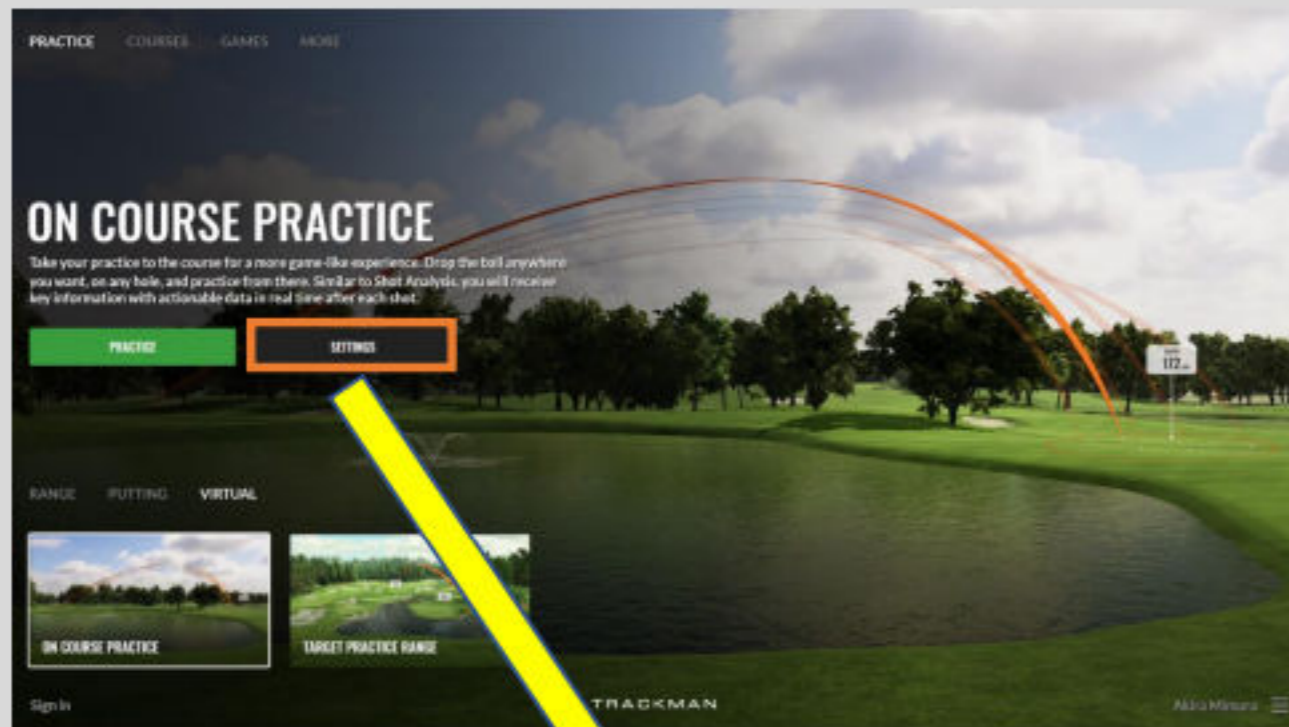
CAPTURE THE FLAG

Sign in

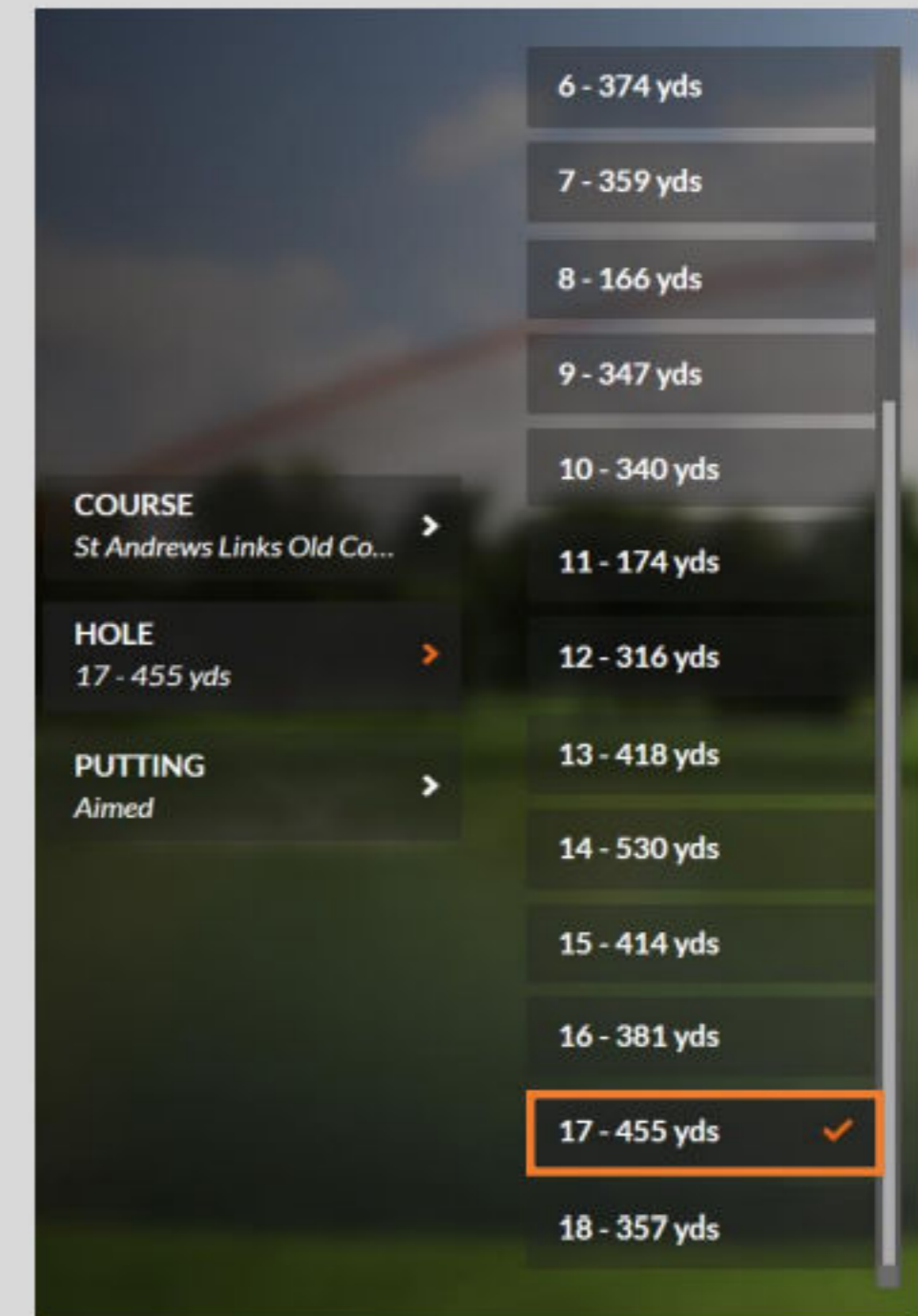
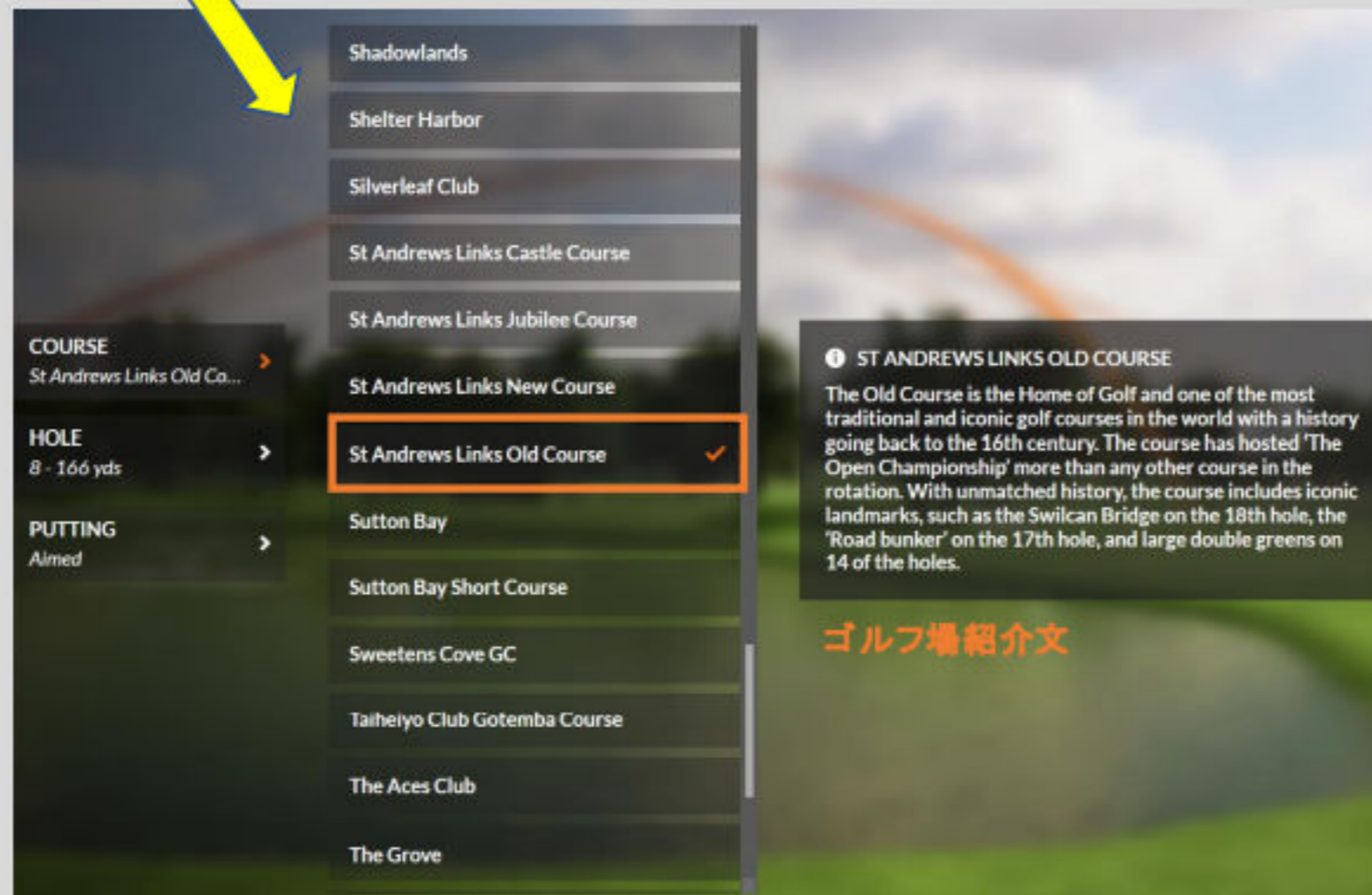
TRACKMAN

Akira Mimura

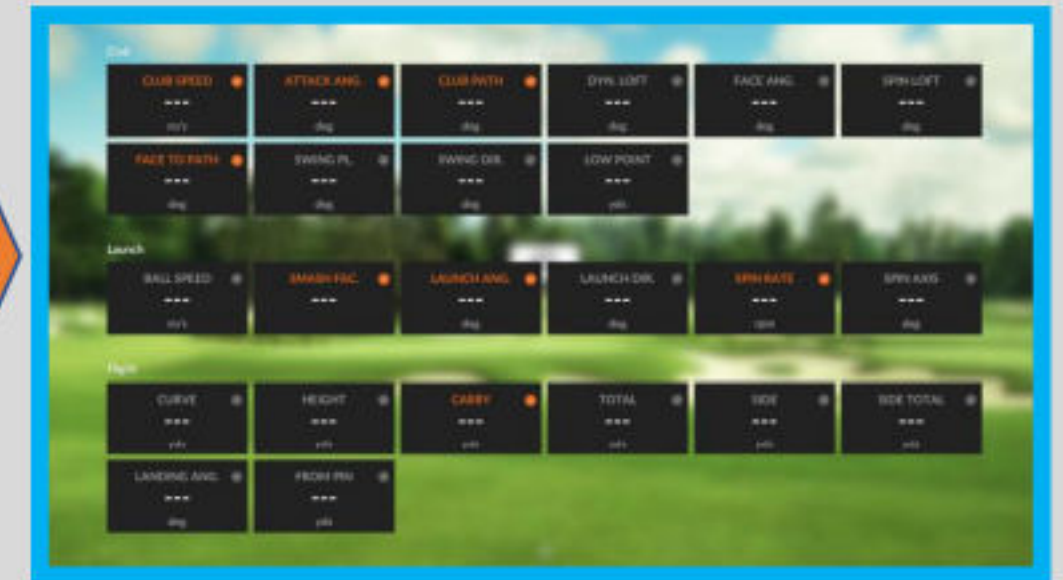
STEP 5-1 バーチャルゴルフ ... オンコースプラクティス



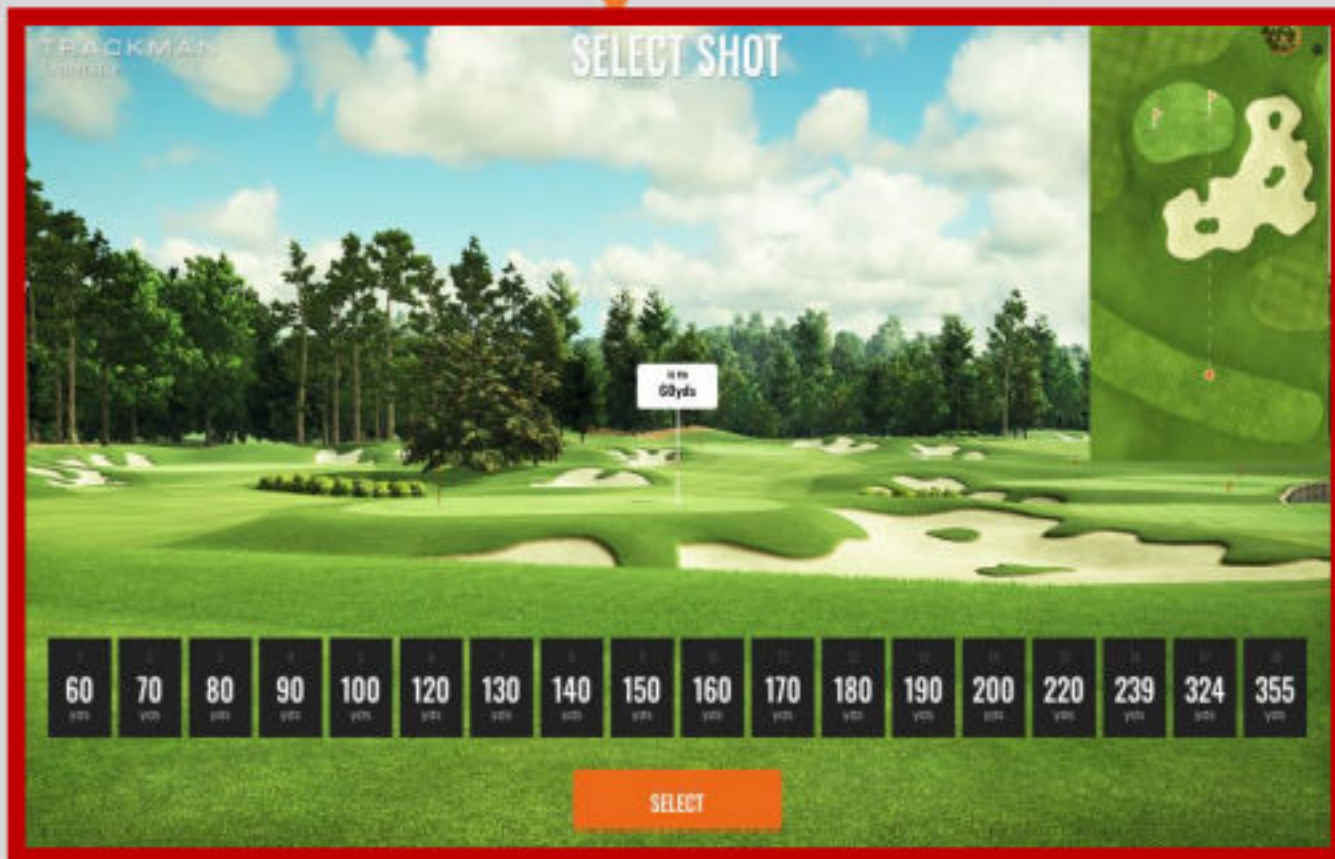
登録コースのお好きなホールを選んでティーショットを練習できます




STEP 5-2 バーチャルゴルフ ... ターゲットプラクティスレンジ



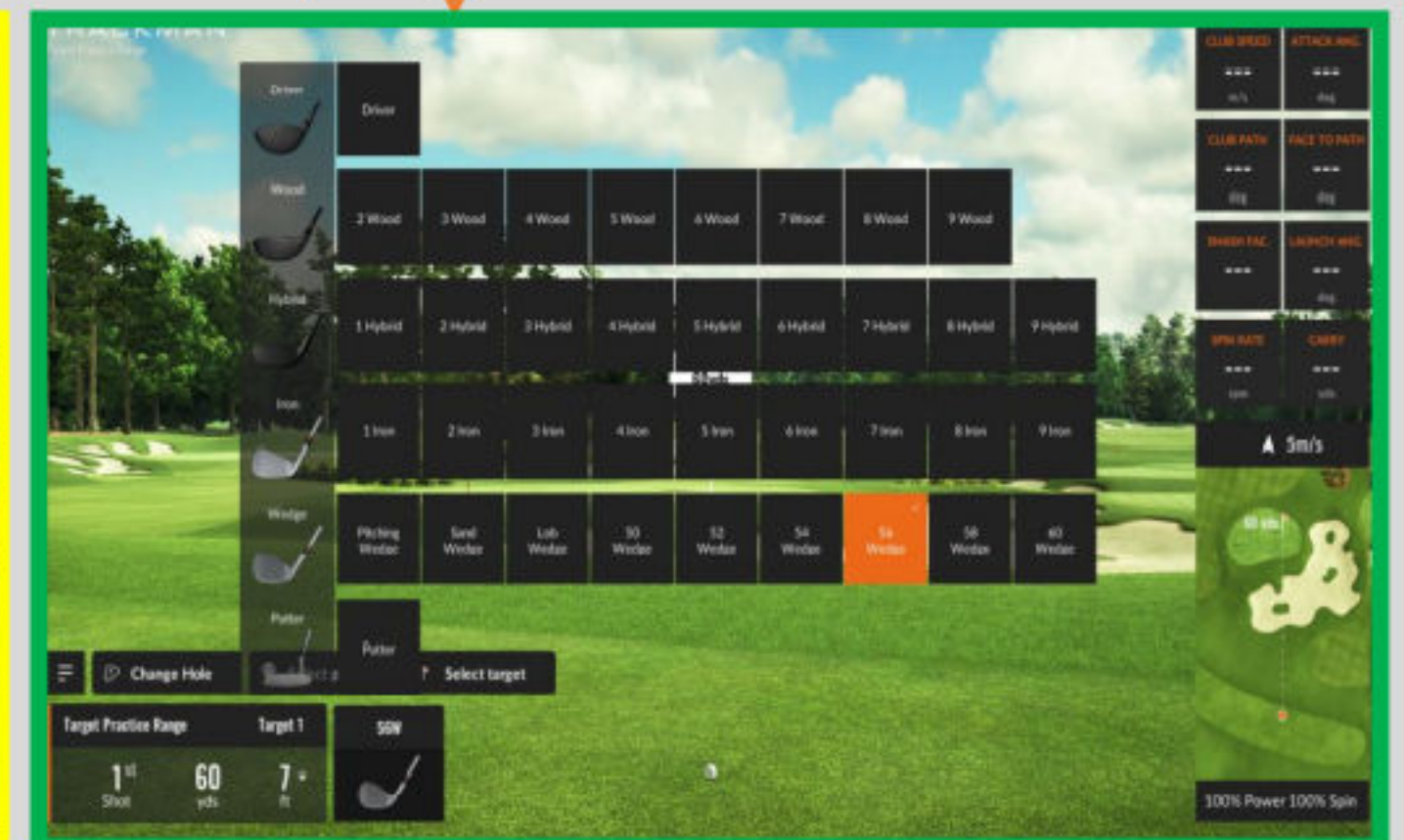
8項目のデータを選んで
チェックしながら練習



距離選択画面


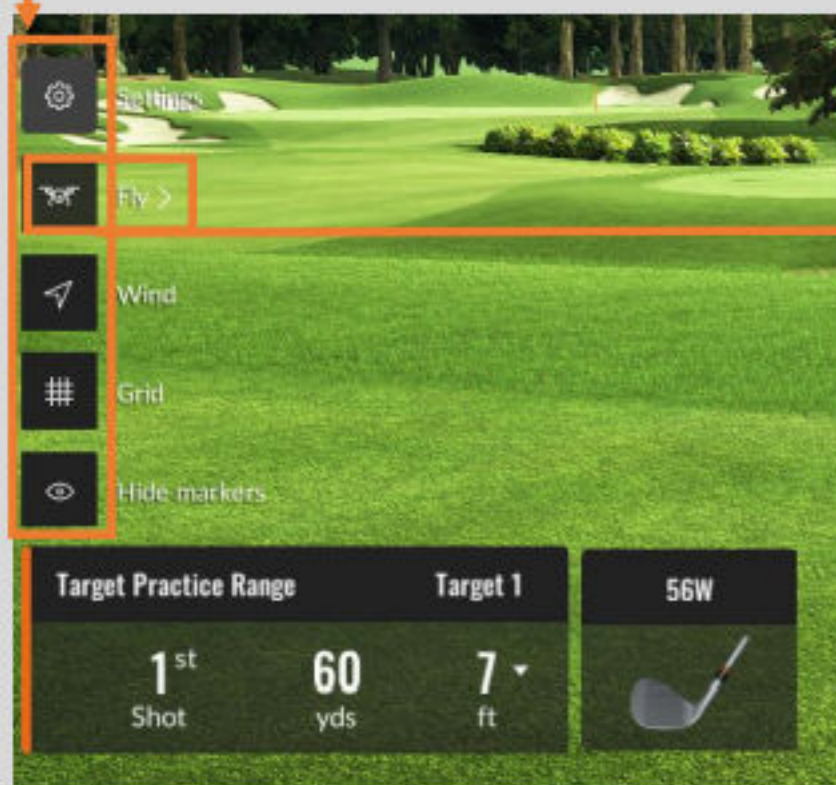


グリーン選択画面



クラブ選択画面

STEP 5-3 バーチャルゴルフ ... ターゲットプラクティスレンジ2



STEP 5-4 バーチャルゴルフ ... ターゲットプラクティスレンジ3

